



PHONICS



Thank you for coming!

Phonics sessions:

- 20 minutes.
- Every day.
- Letters and Sounds
- Phase 1-6.



PHONEME (or sound)



- The pure sounds heard within a word
- We always sound out the words in the purest form e.g. c-a-t



GRAPHEME

- More than one letter making just one sound


Digraph (2 letters- one sound)

ch ai


Trigraph (3 letters one sound)

igh air

Children need to practise recognising the grapheme and saying the phoneme that it represents.



Phase 2:



The following sounds are taught...


- Set 1: s a t p
- Set 2: i n m d
- Set 3: g o c k
- Set 4: ck e u r
- Set 5: h b f,ff l,ll ss

The children learn one set per week and are taught to blend sounds as they learn them.



BLENDING

- Recognising the letter sounds in a written word and merging or 'blending' them in order to read





ship



train



cat



brush




SEGMENTING

- 'Chopping Up' the word to spell it out
- The opposite of blending
- Count the sounds, say the sounds, say the word, say the letter names.



Segmenting Activity



- Use your fingers to count the phonemes in each word.

- shelf
- dress
- sprint
- string




Did you get it right?

- shelf = sh - e - l - f = 4 phonemes
- dress = d - r - e - ss = 4 phonemes
- sprint = s - p - r - i - n - t = 6 phonemes
- string = s - t - r - i - ng = 5 phonemes



TRICKY WORDS



- Words that are not decoded using phonics
- e.g. was, the, two
- Others we call tricky can be decoded once we have learned the harder phonemes
- e.g. **out**, **there**



Phase 3:



• Set 6: j v w x

• Set 7: y z,zz qu

• The following graphemes are taught...

• ch sh th (as in that) th (as in think)

• ng (as in strong) ai (as in paid) ee (as in week)
igh (as in night)


• oa (as in coat) oo (as in wood) oo (as in moon) ar (as
in car)

• or (as in torn) ur (as in turn) ow (as in cow)
oi (as in coin)

ear (as in ear) air (as in air) ure (as in sure)
er (as in her)



Phase 4:



- Children are taught to blend and segment a variety of words
- Consonant Vowel Consonant Consonant words eg. Tent
- CCVC words eg. Frog
- CCVCC words eg. Crisp
- CCCVCC words eg. scrunch



We also use 'Obb' and 'Bob' words...Obb being nonsense alien words!




- drech
- shom
- taith



Nonsense games like this help to build up skills - and are fun!



Phase 5:




- Children are taught more phonemes and also that the same sound can have a different spelling
- **rain, sway, make**
- **night, kite, spied**


- ay day oy boy wh when a-e make
- ou out ir girl ph photo e-e these
- ie tie ue blue ew new i-e like
- ea eat aw saw oe toe o-e home
- au Paul u-e rule

- **Teaching alternative sounds for spellings:**

- i bin, find ow cow, blow y yes, by, very
- ie tie, field ch chin, school, chef
- ea eat, bread ou out, shoulder, could, you




Make interesting sentences



- At the end of the phonics session we build and write 'good sentences'
- E.g. 'I see a cat'
- 'I see a brown, fluffy cat'
- 'Toby stares at a brown, fluffy cat on the comfy sofa.'



Now you have the knowledge....



- Play lots of sound and listening games
- Read as much as possible to and with your child
- Encourage and praise - get them to have a 'good guess'.
- Ask your child's teacher if you want to know more.



Useful websites

- www.bbc.co.uk/schools/parents
- www.jollylearning.co.uk/
- www.focusonphonics.co.uk/
- www.syntheticphonics.com
- www.phonicsplay.co.uk
- www.teachyourmonstertoread.com

